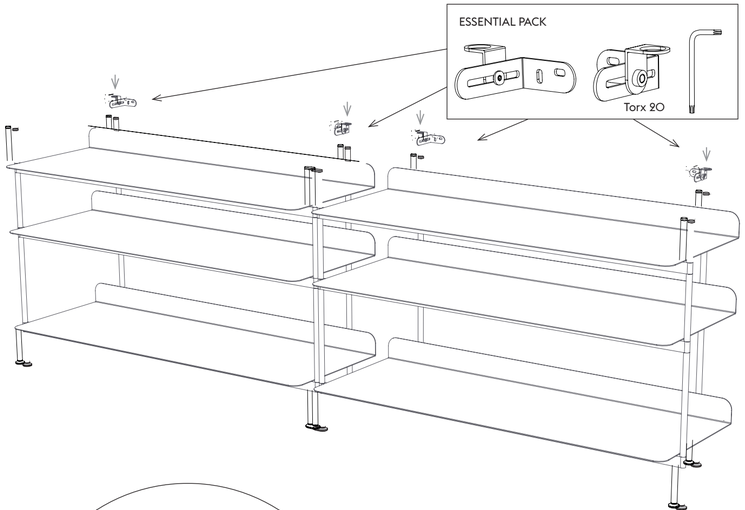

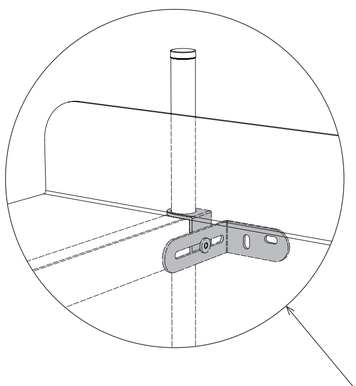

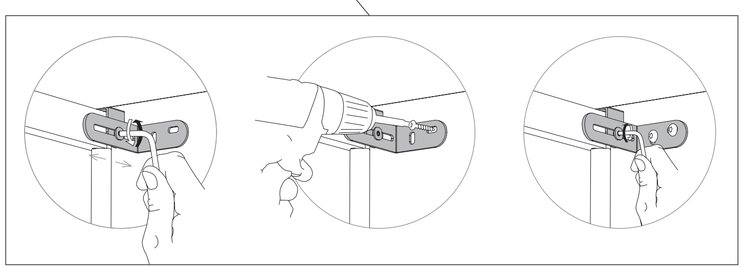

CLEANING — RENGØRING — SÄUBERN — NETTOYAGE — LIMPIEZA

EN Compile shelving systems must always be mounted to a wall, using wall brackets. A Compile shelving system can hold up to 300 kg. It is possible to build Compile shelving systems as tall as wanted, as long as they are mounted to a wall using brackets. It is recommended not to build systems taller than 2,25 meters.

DK Compile reolsystem skal altid være fastgjort til en væg ved hjælp af beslag. Compile reolsystem kan belastes med op til 300 kg. Det er muligt at bygge Compile reolsystemet så højt som det ønskes, så længe det er fastgjort til væggen med beslag. Det anbefales ikke at bygge systemet højere end 2,25 meter.

DE Compile-Regalsysteme müssen mit Wandhalterungen an der Wand befestigt werden. Ein Compile-Regalsystem hat eine Tragfähigkeit von max. 300 kg. Compile-Regalsysteme können beliebig hoch gebaut werden, sofern sie mit Wandhalterungen an der Wand befestigt werden. Es wird jedoch empfohlen, eine Höhe von 2,25 m nicht zu überschreiten.

FR Les étagères Compile doivent toujours être montées sur un mur, à l'aide de supports muraux. Les étagères Compile peuvent supporter un poids d'au plus 300 kg. Il est possible d'installer des étagères Compile, à la longueur souhaitée, dans la mesure où elles sont fixées au mur par des supports. Il est recommandé de ne pas installer des étagères de longueur supérieure à 2,25 m.

ES Los sistemas de estanterías deben montarse contra una pared utilizando soportes de pared. Los sistemas de estanterías pueden soportar hasta 300 kg. Se pueden fabricar sistemas de estanterías con la altura que se desee, siempre y cuando se monten contra una pared mediante soportes. Se recomienda no fabricar sistemas superiores a 2,25 metros.

MUUTO HEAD OFFICE
ØSTERGADE 36-38, DK-1100
COPENHAGEN, DENMARK

FOR MORE INFORMATION
VISIT MUUTO.COM

NEW PERSPECTIVES ON SCANDINAVIAN DESIGN

COMPILE SHELVING SYSTEM — ASSEMBLY

— Cecilie Manz



muuto

ASSEMBLY GUIDE — SAMLEVEJLEDNING — MONTAGELEITFADEN
GUIDE DE MONTAGE — GUÍA DE MONTAJE

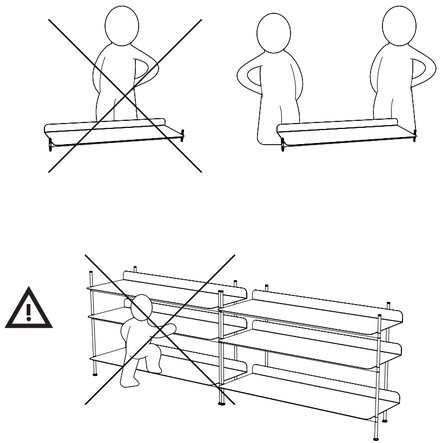

1

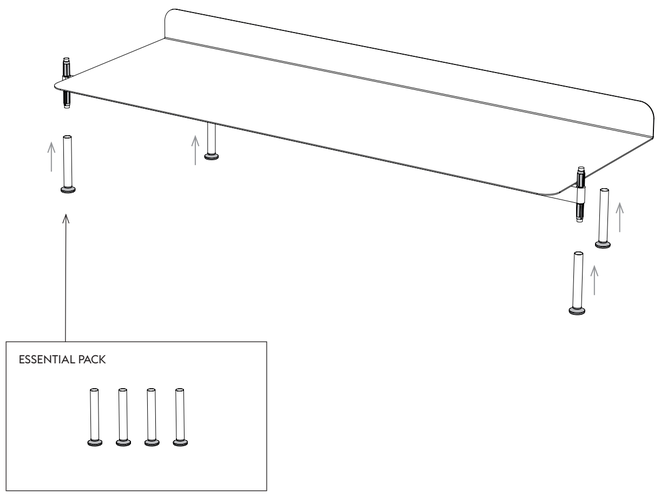

2 SIDE BY SIDE CONNECTION

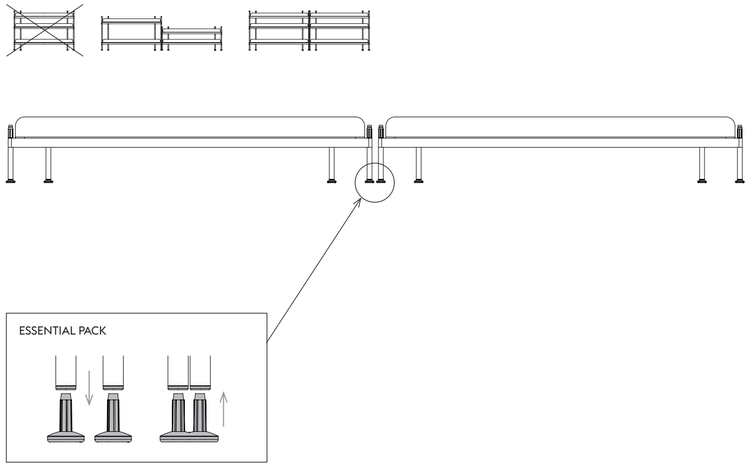

3 UNEVEN FLOORS

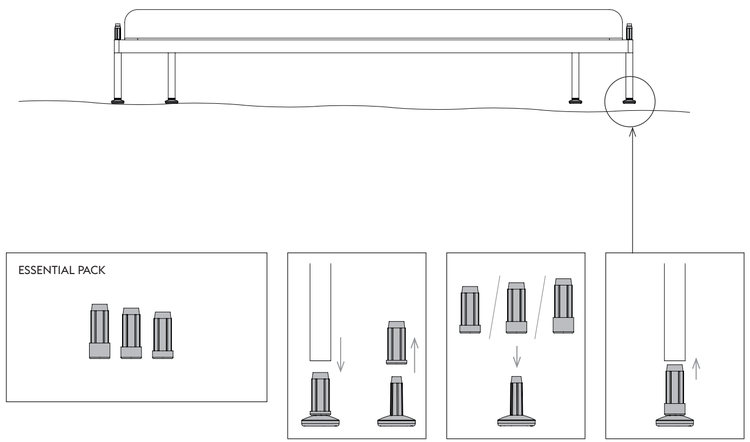
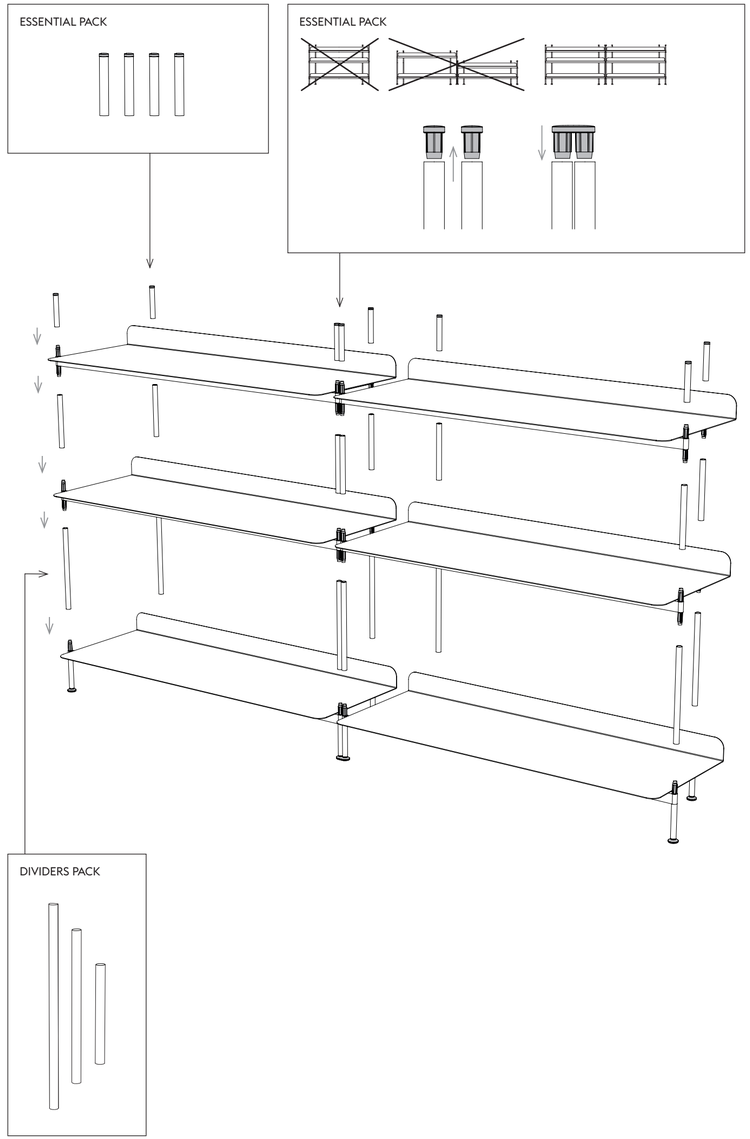
4